



CT SERIES

Indoor & Outdoor transparent LED screen



CONTENTS

01

Product Overview

02

Scorpe of Applicatons

03

Product Features

04

Product Specifications



PART. 01

Product Overview

Design for rental fix and indoor, outdoor applications

Product Overview



Super lightweight and slim 5.2KG/ sqm

High Transparency up to 82%

Front/Rear Easy Maintenance 100%

Energy Saving Avg.260w/sqm

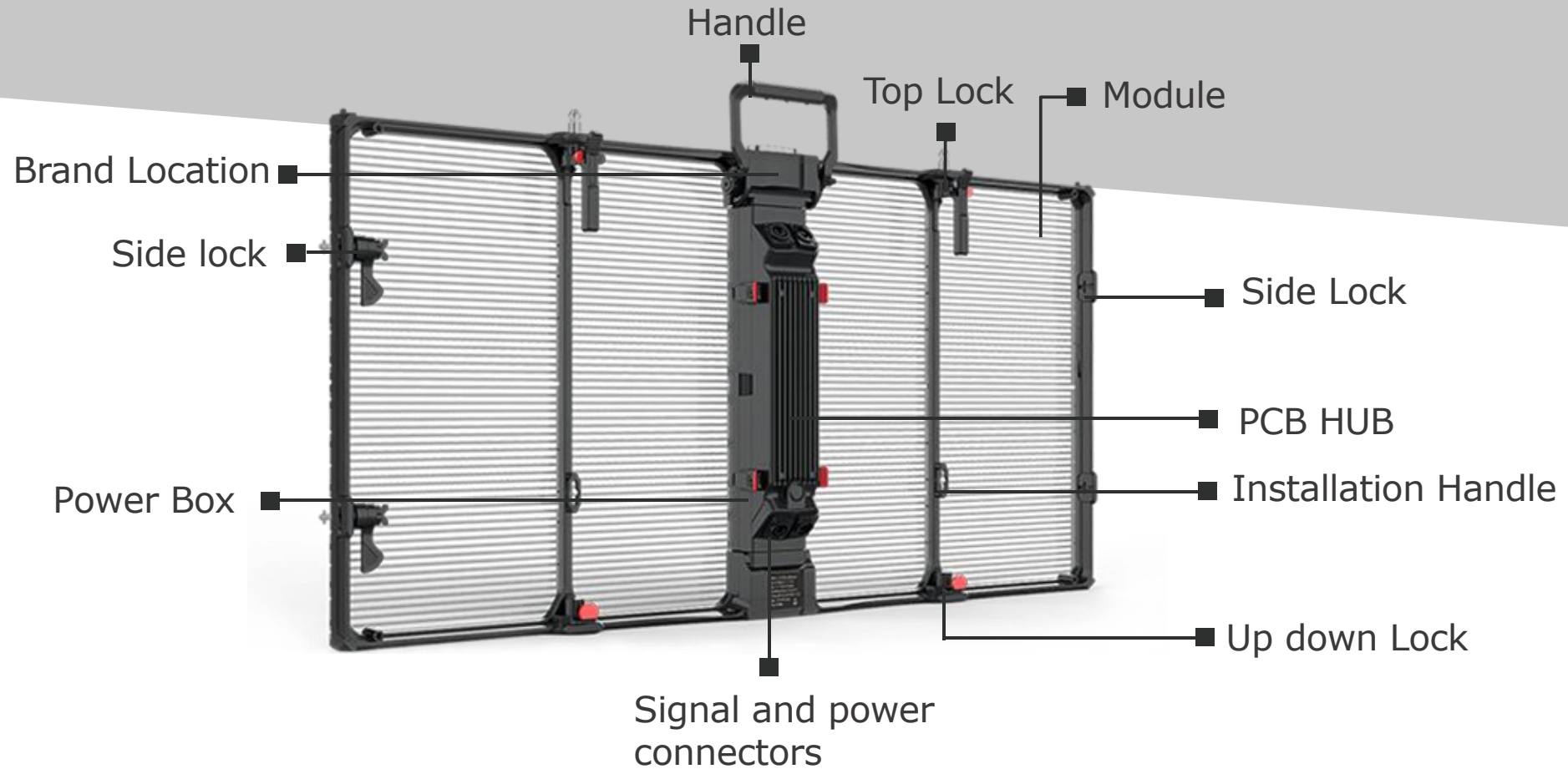
Creative Installation Curve Optional

CT Series

P2.6/3.9/5.2/10.4/15.6



Product Detailed Vision



PART. 02

Scorpe of Applicatons

Widely applications, curve installations

Scorpe of Applicatons

- Multi-assembly
- Widely application
- Design for rental/fix
- Curve installations



Retail shops, chain stores, commercial buildings, Sightseeing elevator

PART. 03

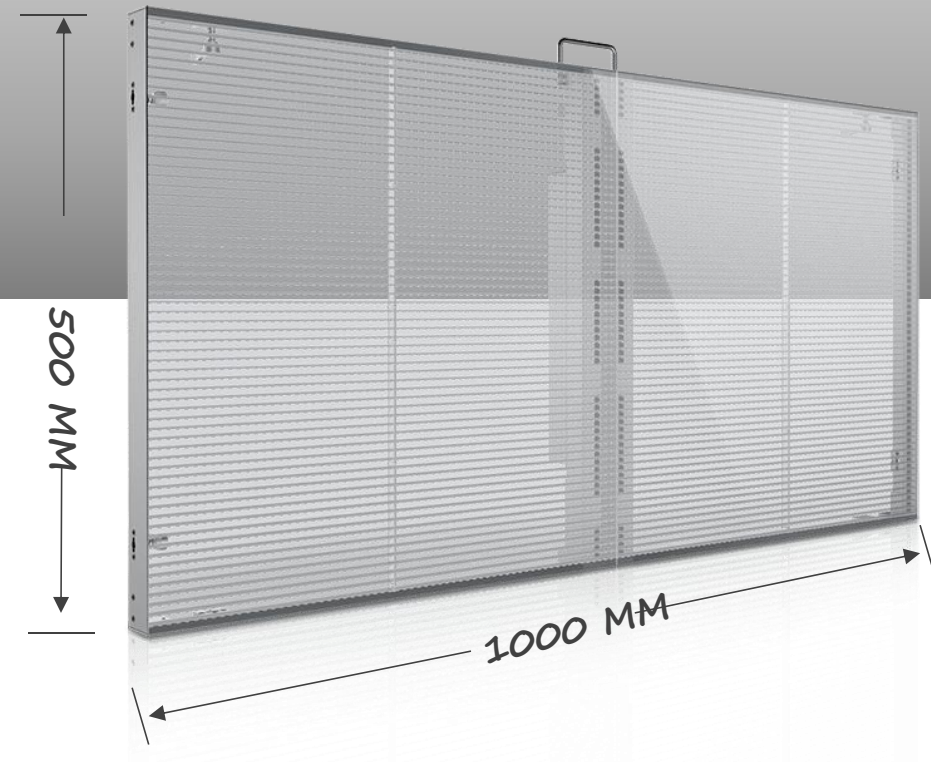
Product Features

Design with high transparency and super slim

Apperance

COMPACT APPERANCE

- Fancy slim cabinet design, and high transparency plexiglass materials, light weight with very see-through, create the open view in large space indoors, and make advertising emerge into architecture and life.



Rental Application For Stage and Events

- The cabinet and module adopt high permeability, light and thin design, up to 75%. High Transparency, and Fast installations fix for multiply stage rental using



Curve Application

Design for special appearance


- -Aluminum profile cabinet which is lighter and thinner
- -It's only 5.2kg/sqm light which can achieve better wall mounted effect;
- -Curve design which fit for multiply walls and appearances




Hiding Installations

Better visual, Beautiful and tidy

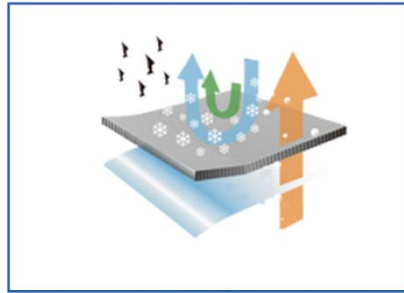
- The module and box structure adopt a highly transparent and compact design. The width of the back power supply and the system box is only 35mm at the thickest part of 55mm.
- The screen body will be hidden after installation, which makes the permeability higher.



INTENSITY FRAME



Full seal, high protection & waterproof




Evaporation on the surface,
no damage

AND



No worries about collision

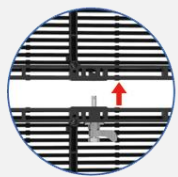



No damage after collision

- **Intensity structure** and **High precision waterproof** Promise the screens long working life

Fast Installation and Maintenance

Easy Module Disassemble, Front Rear Maintenance



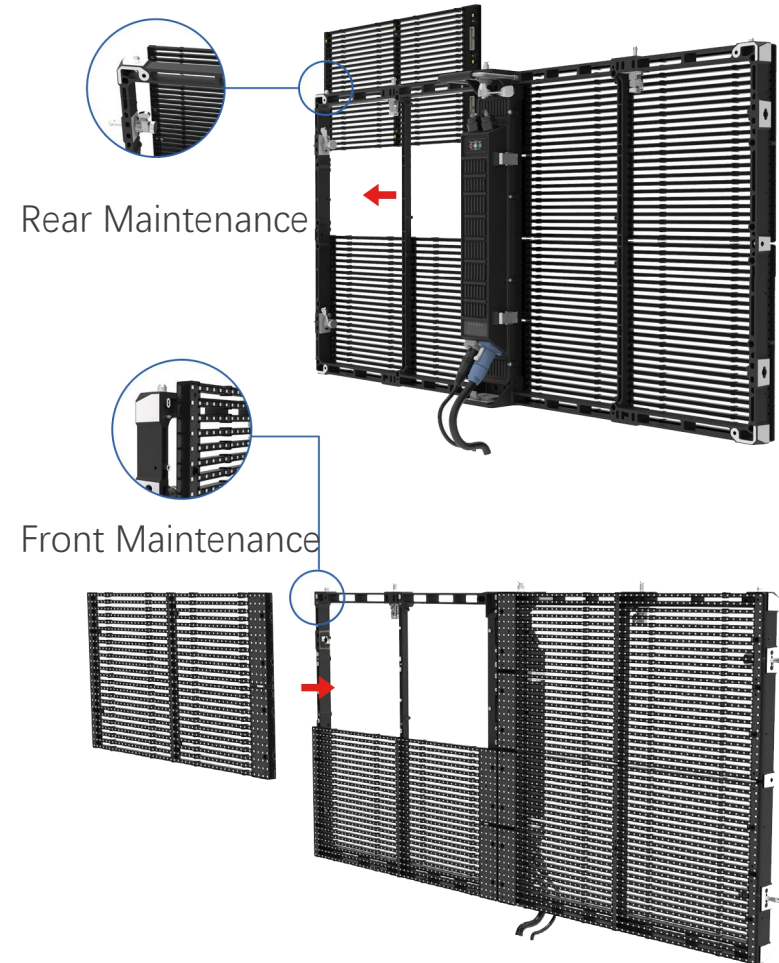
Upper & lower connecion



Connection Pieces



Upper & lower fixation



PART. 04

Product Specifications

Various pixels solutions for our choice



Specification

CT models

Pixel pitch	2.6 x 5.2mm	3.9 x 7.8 mm	5.2 x 10.4mm	3.9 x 7.8mm (Out)	5.2 x10.4mm(Out)	10.4 x10.4mm(Out)
LED configuration	SMD1515	SMD1921	SMD1921	SMD1921	SMD1921	SMD2727
Pixel Density	73728	32768	18432	32768	18432	9216
Brightness	3200 nits	2500 nits	2500 nits	5000 nits	5000nits	5500nits
Scan mode	1/12	1/8	1/4	1/8	1/4	1/2
Refresh rate	5120Hz	5120Hz	3840Hz	3840Hz	3840Hz	3840Hz
Transparency	72%	78%	72%	78%	80%	84%
Cabinet size	1000mm x 500mm x 80mm (W X H X D) It can be rotated 90 degrees to install					
Cabinet Pixel	384 x 96	256 x 64	192 x 48	256 x 64	192 x 48	96 x 48
Panel weight	2.5kg	4kg	4kg	8kg	7.4kg	7.4kg
Input voltage	AC100~240V 50/60 HZ					
Power consumption (Avg)	240W/sqm					
Power consumption (Max)	800W/sqm					
Working temperature & Humidity	-25°C~60°C, 10%-90% non-condensing					
IP rating	IP43	IP43	IP43	IP65	IP65	IP65
Life span	100,000 hrs					
Warranty	24 months full warranty + 12 month free maintenance					