

Outdoor/Indoor Rental LED Screen

500mmx1000mm or 500x500mm Die-casting Aluminum Cabinet





1920-3840Hz



Seamless Splicing



Die cast aluminum



Ultra-thin



Energy conservation



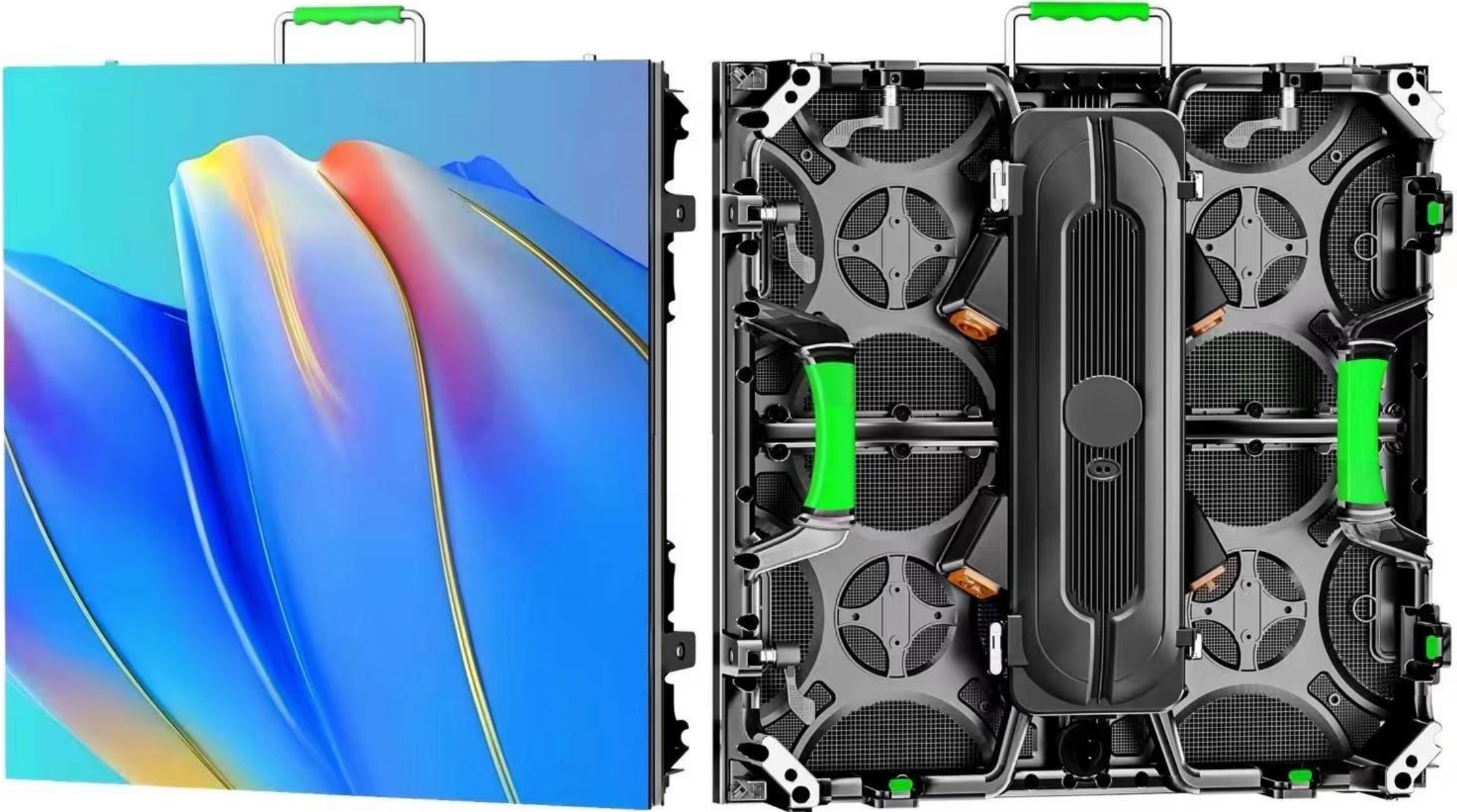
IP65 waterproof




7.5/16kg




Front/Rear maintenance



SIZE CUSTOMIZATION



500*500*90mm



1000*500*90mm

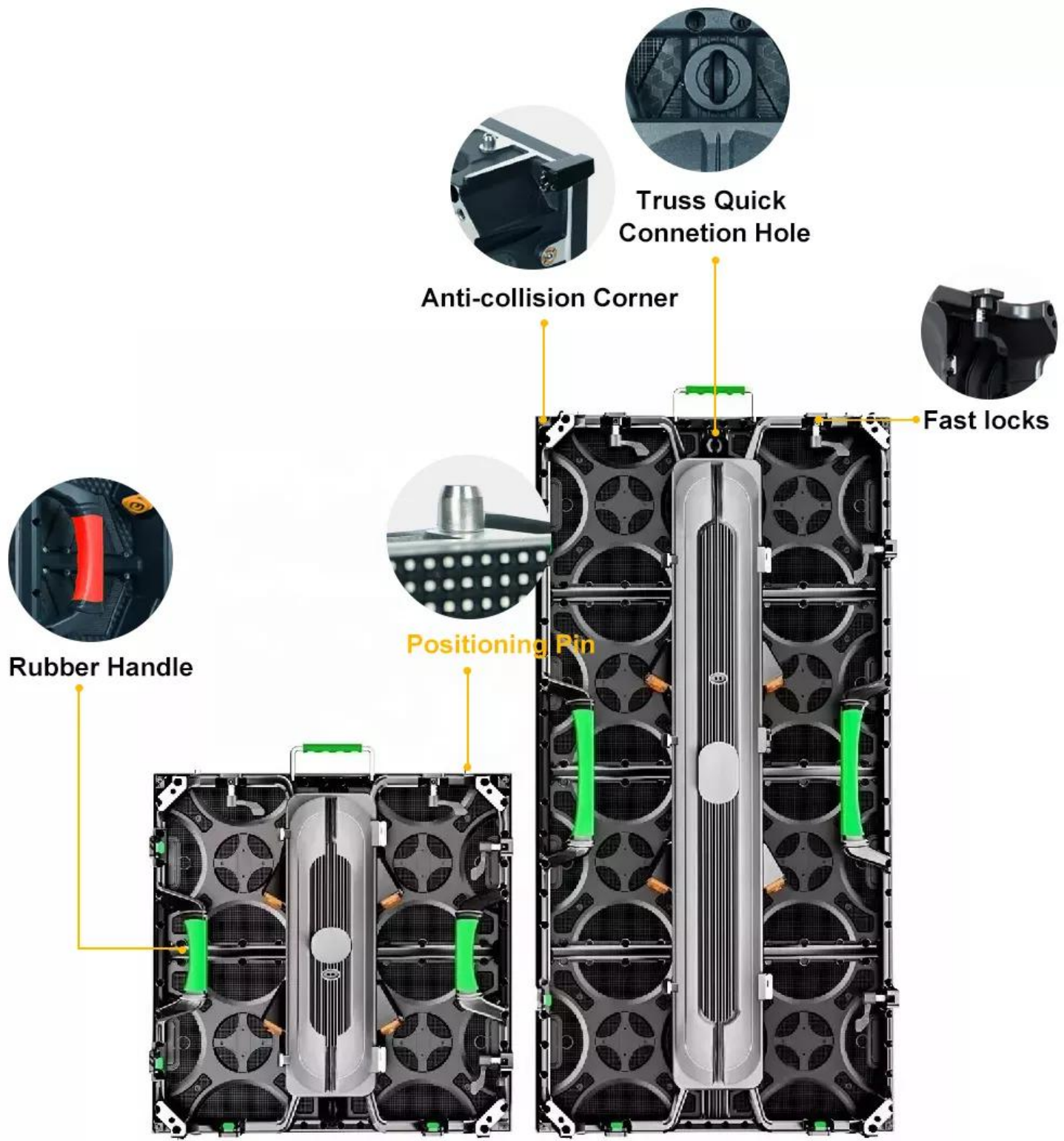
LIGHTER AND THINNER



500x500/7.5kg




500x1000/16kg



IP65 PROTECTION GRADE

IP65 waterproof and dust proof, suitable for both indoor and outdoor use



IP65 waterproof

FRONT AND REAR MAINTENANCE

Maintenance channel free, quick to replace
module and power



CURVED SURFACE INSTALLATION

Curved led screen can be achieved by curved lock, it can make both inner and outer arc, 0-15 degrees and -15-0 degrees.



Adjustable: $-15^{\circ}/+15^{\circ}$



HIGH GRAY SCALE

Rich colors and exquisite picture details



High Gray Scale

Less detail loss in dark parts



Low Gray Scale

HIGH REFRESH

High refresh rate, the screen playback is clearer and smoother



High Refresh Rate $\geq 3840\text{Hz}$



Low Refresh Rate $\geq 1920\text{Hz}$

POPULAR APPLICATIONS

